


How to Re-Calibrate a TX1500 Joystick

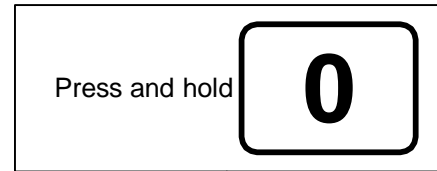
Remove power from your keyboard. Your power LED will now be off.

While powering up the keyboard:

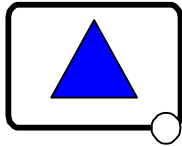
If there is 1 RJ45 socket on the keyboard:



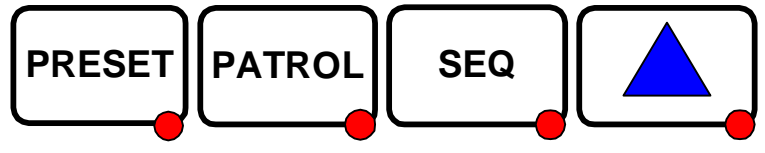
If there are 2 RJ45 sockets on the keyboard:



The Triangle LED will flash:



These LEDs will flash:



Ensure the joystick is in the central position, then press



Pan fully left, while holding the joystick fully left press



Pan fully right, while holding the joystick fully right press



Tilt up, while holding the joystick fully up press



Tilt down, while holding the joystick fully down press





